

Jackson Community Church (JCC) 2024 Survey Executive Summary Report

The JCC 2024 survey, administered from June 5-23, 2024, is part of an ongoing effort to gain strategic insight into its church community.

Respondent Demographics

Sixty-nine (69) people completed the survey, yielding a 41% response rate. Current members account for 51% of respondents: of these, 68% were women and 26% were men. The JCC community is senior with 69% of respondents reporting their age as 66 years or older. Additional respondent data obtained included:

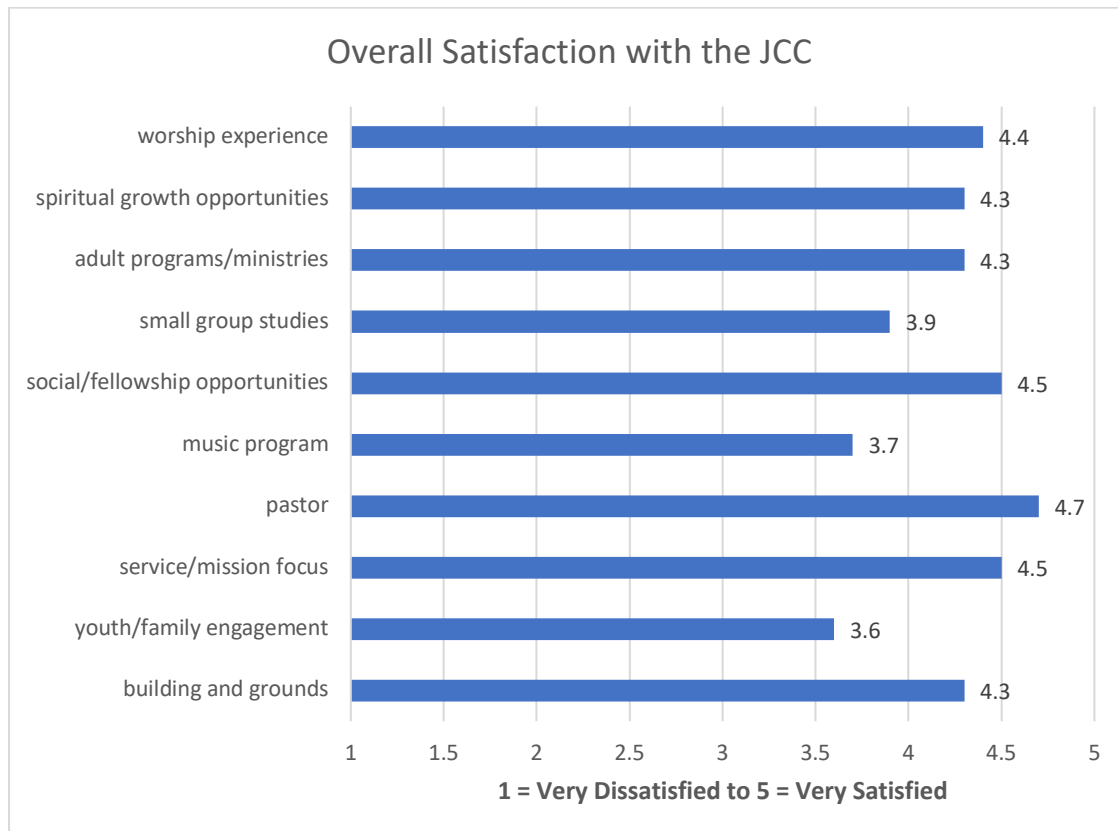
- 29% reported family member(s) as military or veteran.
- 24% reported family members identifying as LGBTQIA (lesbian, gay, bisexual, trans, queer, intersex, asexual, other).
- 14% identified themselves or a family member as BIPOC (black, indigenous, or person of color).

Respondents also cited the following life experience conditions (their own or a family member):

- 23% - disabilities (cognition, speech, hearing, vision, or mobility considered)
- 65% - depression, anxiety, suicidality issues
- 30% - sobriety/addiction issues or life-limiting illness

Satisfaction with the JCC

Respondents rated satisfaction with various JCC aspects. Average ratings for each aspect are shown below.



Respondents rated their satisfaction with JCC Community Outreach categories using a similar scale. Average ratings for each outreach category were:

- Comfort/care in challenging situations – 4.7
- Friendship/fellowship opportunities and community support - 4.5
- Volunteer opportunities – 4.4

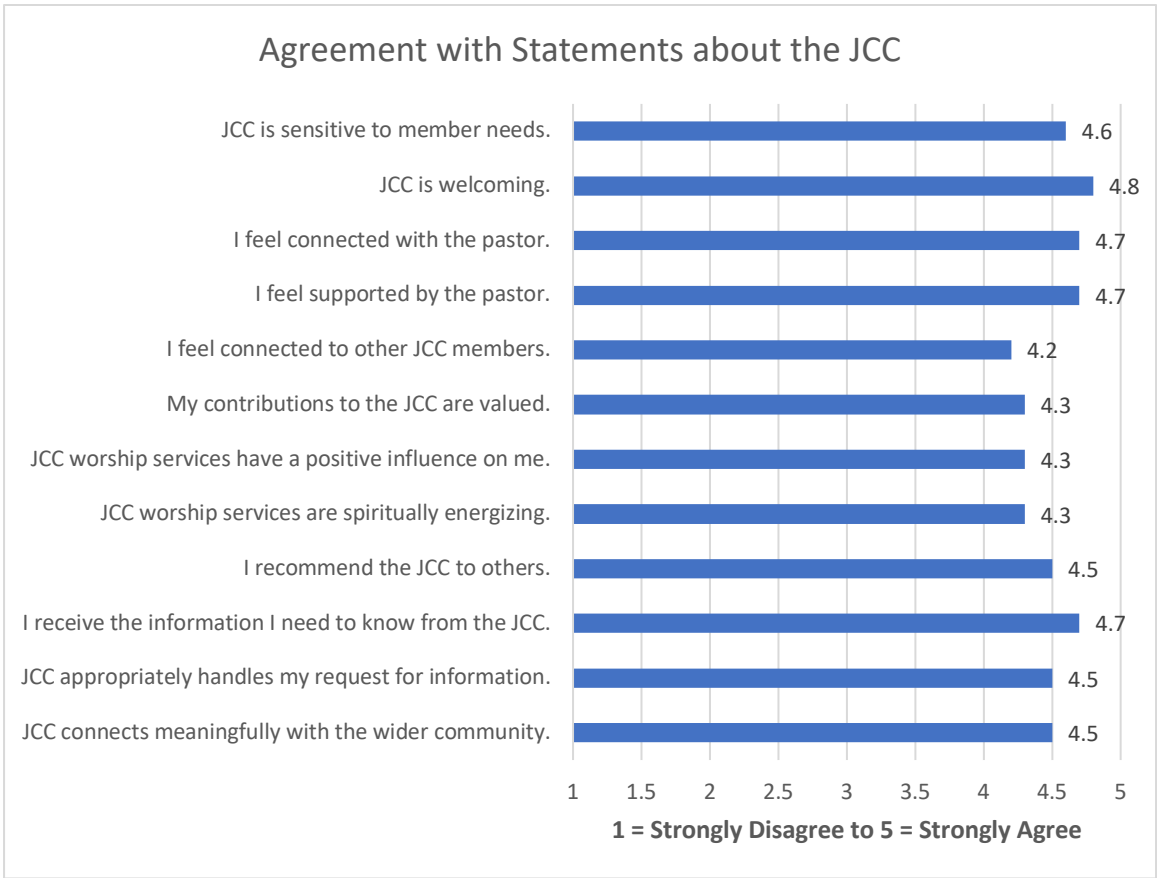
Worship/Spiritual Practice & Preferences

Regarding JCC service attendance, 40% of respondents said they attend services often (semi-monthly) to religiously (attend everything possible) and 58% attend in person, while 9% said they attend both in-person and virtually. Spiritual practice preferences cited were:

- 75% - volunteering/service to others
- 69% - exercise/time in nature
- 66% - prayer/worship
- 42% - yoga/meditation
- 33% - creative activities/expressive arts
- 20% - reading/studying sacred texts

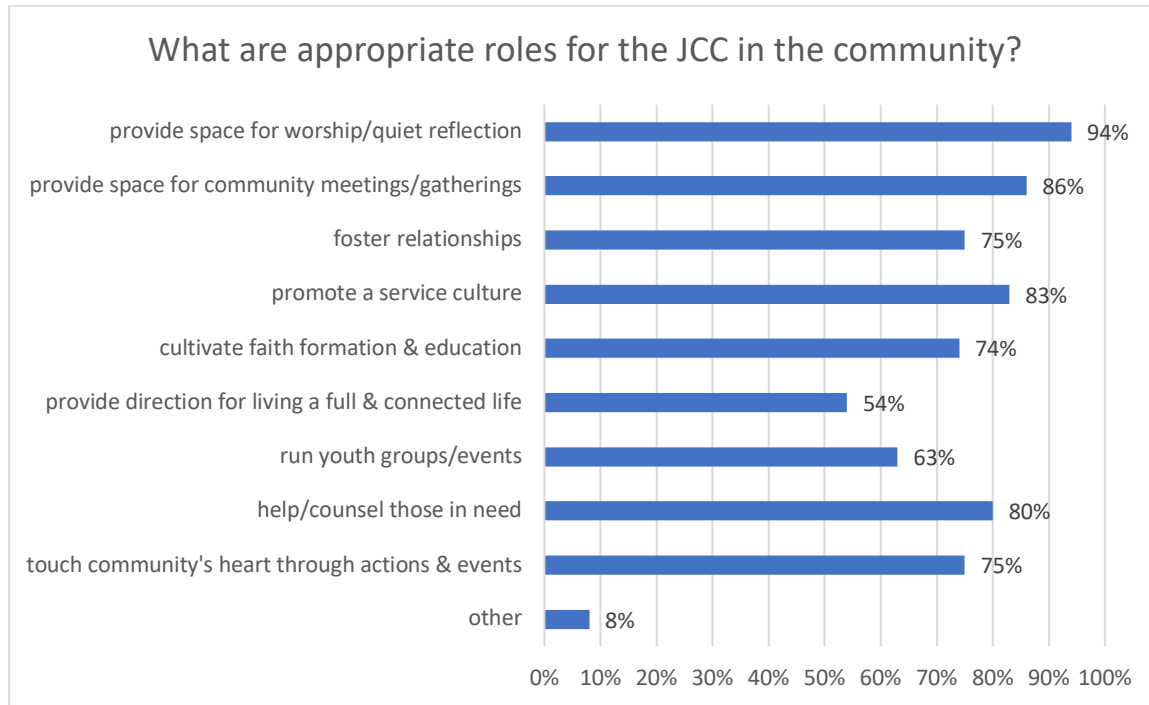
Church Life Aspects

Respondents were presented with statements about various church life aspects and asked to indicate their level of agreement. Average ratings for each statement are shown below.



Appropriate Roles for the Church in the Community

Respondents were asked to indicate appropriate roles for the church in the community and the chart below shows their responses.



Unmet Needs

Respondents were asked if there were any unmet needs where the JCC might be able to offer support. Only 5 respondents offered the following recommendations: make it easier for new people to learn names and faces, hold informal neighborhood gatherings, find an acceptable method of providing contact information, more youth involvement, not necessarily each Sunday, but volunteering/connecting with other church members, e.g., "adopt a grandparent" program.

Conclusion

Ratings and overall comments clearly indicate that respondents are satisfied with the church, its pastor, programs, community outreach, and mission focus. Areas with more neutral ratings were music and youth engagement.